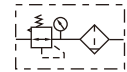


## GPFR Series Precision Filter & Regulator



### Ordering code

**GPFR300**  **10**  **S**   **M** **T**

①                      ②   ③   ④   ⑤   ⑥   ⑦   ⑧   ⑨

① Model	② Material of bowl	③ Port size	④ Drain type	⑤ Type code
GPFR200:GP200 Series Precision filter-regulator	Blank: PC N: Nylon C: Metal	06: 1/8" 08: 1/4"	Blank: Semi-auto drain A: Automatic drain	S: Standard L: Lower pressure [Note1]
GPFR300:GP300 Series Precision filter-regulator		08: 1/4" 10: 3/8"		
GPFR400:GP400 Series Precision filter-regulator		10: 3/8" 15: 1/2"		
⑥ Accessories	⑦ Pressure gauge	⑧ Filtering grade	⑨ Thread type	
Blank: Bracket J: No bracket	Blank: Circular with clip N: No pressure gauge	M: 0.3μm D: 0.01μm	T: NPT(Scale: bar/psi)	

[Note1] The maximum work pressure of lower pressure type is 58psi(0.4MPa).

### Product feature

1. Circular square pressure gauge which with clip and magnifier is used to save installation space.
2. The pressed-in self-locking mechanism can prevent the abnormal movement of the set pressure caused by external interfere.
3. Balanced design is adopted for the pressure adjustment mechanism.
4. Unique diversion structure spins the air flowing through to effectively separate the liquid from the air and reliably filter the solid grain.
5. The filtering grade includes 0.3 μ m and 0.01 μ m (optional).
6. Two drain types are available: semi-auto drain and automatic drain.
7. Three material of bowl are available: PC, Nylon and metal.
8. The bracket can be selected for installation.

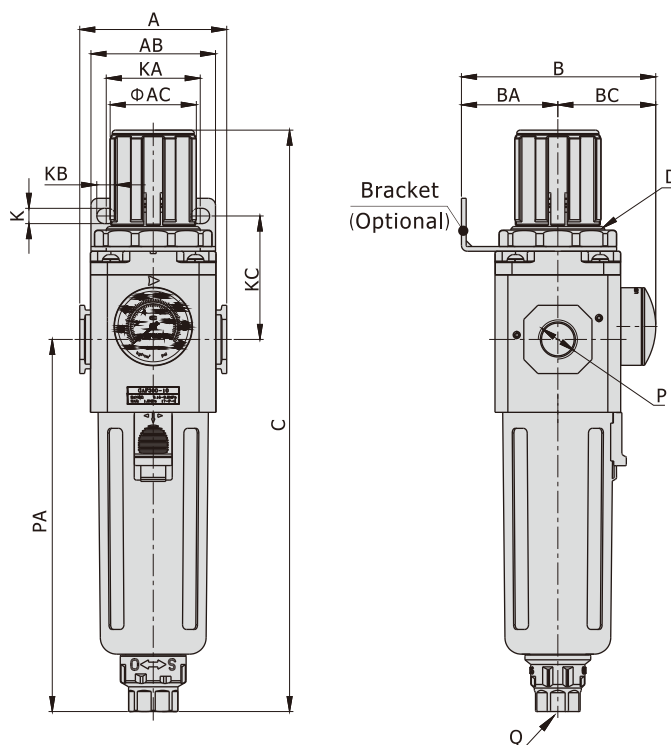
## GPFR Series Precision Filter & Regulator

### Specification

Model	GPFR20006	GPFR20008	GPFR30008	GPFR30010	GPFR40010	GPFR40015
Fluid	Air					
Port size [Note1]	1/8"	1/4"	1/4"	3/8"	3/8"	1/2"
Filtering grade	0.3 μm or 0.01 μm					
Pressure range	20~130psi(0.15~0.9MPa)					
Max. pressure	145psi(1.0MPa)					
Proof pressure	215psi(1.5MPa)					
Temperature range	-5~70°C(Unfreeze)					
Capacity of drain bowl	25CC		60CC		100CC	
Weight	310g		500g		910g	

[Note1] NPT thread is available.

### Dimensions

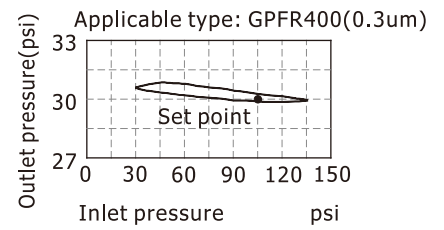
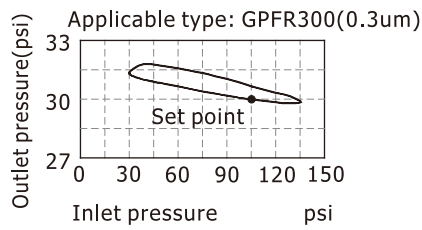
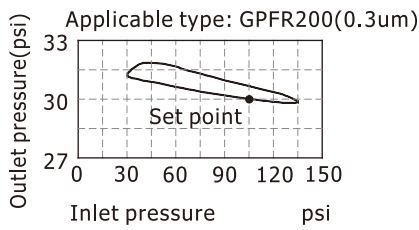
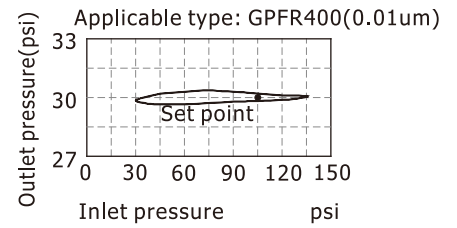
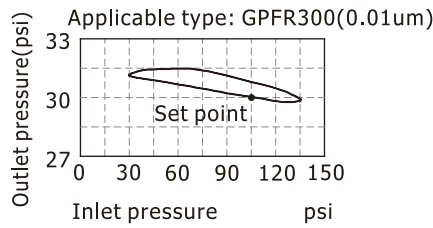
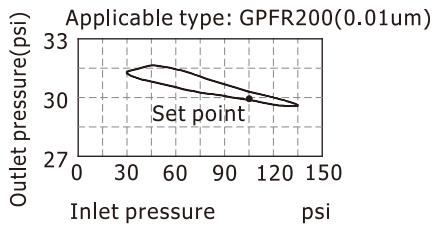


[Unit: mm]

Model\Item	A	AB	AC	B	BA	BC	C	D	K	KA	KB	KC	P	PA	Q
GPFR200-06	52.5	55	31	69	30	39	192.5	M33x1.5	5.4	34	15.4	52	1/8"	120	M5X0.8
GPFR200-08	52.5	55	31	69	30	39	192.5	M33x1.5	5.4	34	15.4	52	1/4"	120	M5X0.8
GPFR300-08	62.5	53	38	82.5	41	41.5	247	M40x1.5	6.5	40	8	52.5	1/4"	158	G1/4
GPFR300-10	62.5	53	38	82.5	41	41.5	247	M40x1.5	6.5	40	8	52.5	3/8"	158	G1/4
GPFR400-10	80	72	52	99	50	49	285.5	M55x2.0	8.5	55	11	57	3/8"	177.5	G1/4
GPFR400-15	80	72	52	99	50	49	285.5	M55x2.0	8.5	55	11	57	1/2"	177.5	G1/4

## GPFR Series Precision Filter & Regulator

### Pressure chart



### Flow chart

